



April 2023 Home Activity Calendar

Sun	Mon	Tue	Wed	Thu	Fri	Sat
Head Start Center: _____ Child's Name: _____						1
2	3 Sing the ABC's with your child. Obj. 15c, 16	4 Point out letters of the alphabet on cereal boxes, signs, books, etc. Obj. 16a, 16b	5 Make a kitchen band using kitchen items. March and sing while playing your instruments. Obj. 4,5,6, 28, 34, 35	6 Have a talent show. Get as many family members involved as possible. Obj. 2a, 2c, 10b, 14b, 28, 36	7 Gather pictures of family members from infancy to old age and put in chronological order. Obj. 26, 29	8
9	10 Go to a local park. Play and see if there is any trash you can help clean up. Discuss recycling and keeping our earth healthy. Obj. 4, 27, 32	11 Have them check the weather and talk about what might be a good idea on what to wear and/or pack. Obj. 1c, 14a, 27	12 Gather a paper plate and different scrap pieces of paper to cut and glue on the plate for their own abstract art. Obj. 11a, 11b, 33	13 Wish upon a star. Obj. 8b, 11e, 33	14 Have your child take a clip board and paper and write any words they find throughout the house on their paper. Obj. 16a, 17b	15
16	17 Go on a bug hunt and draw the different bugs you see. Obj. 7a, 8b, 11d, 12b, 25	18 Set a timer for one minute while each of you draw a picture and then switch until the pictures are complete, then hang them up. Obj. 1b, 2a, 7a	19 Collect shoes in the house and put them in order from largest to smallest. Obj. 8a, 8b, 13, 20b, 22	20 Compare your hands and feet to your child's. Discuss the similarities and differences. Obj. 2a, 9a, 10a, 12b, 25	21 Measure some flowers in your area and record them. Measure again later in the month to check for growth. Obj. 7a, 11d, 13, 22	22 
23	24 Take a washcloth and see what kind of shapes they can make. Obj. 7a, 11e, 12b, 33	25 Tell your child what makes them unique. Obj. 8a, 10b, 29	26 Take a look outside and talk about the weather. Is it cold, sunny, windy, etc. Obj. 10a, 10b, 12b, 27	27 Show your child 3 piles of items and talk about the most, least, etc. Obj. 11a, 22	28 Decorate something from nature. Obj. 11e, 27, 28, 33	29
30						
Parent Signature: _____ Date: _____ Teacher Signature: _____ Date: _____ *By signing I am verifying I completed the stated activities with my child for the amount of time indicated. Please record the total amount of time spent doing the above activities: _____ Distribution: Return to DMT at least monthly.						

Educational Home Activity Ideas

Dear Families,

We are providing educational activity ideas for you and your child. These activities can be done daily, throughout the week, on the weekend, or whenever you get a chance (this is completely optional). We count the time you spend doing these activities with your child as in-kind. We have added the objectives and dimensions each educational activity meets based on the Creative Curriculum GOLD assessment. The Creative Curriculum is the curriculum used when planning your child's day at school. The objectives and dimensions are listed below to give you an idea of what school readiness skills you will be teaching while playing with your child. Please call us if you have any questions!!

Social Emotional

1. Regulates own emotional and behaviors
 - a. Manages feelings
 - b. Follows limits and expectations
 - c. Takes care of own needs appropriately
2. Establishes & sustains positive relationships
 - a. Forms relationships with adults
 - b. Responds to emotional cues
 - c. Interacts with peers
 - d. Makes friends
3. Participates cooperatively and constructively
In group situations
 - a. Balances needs and rights of self and others
 - b. Solves social problems

Physical

4. Demonstrates traveling skills
5. Demonstrates balancing skills
6. Demonstrates gross motor manipulative skills
7. Demonstrates fine motor strength & coordination
 - a. Uses fingers and hands
 - b. Uses writing and drawing tools

Language

8. Listens to and understand increasingly
Complex language
 - a. Comprehends language
 - b. Follows directions
9. Uses language to express thoughts and needs
 - a. Uses an expanding expressive vocabulary
 - b. Speaks clearly
 - c. Uses conventional grammar
 - d. Tells about another time or place
10. Uses appropriate conversational & other communication skills
 - a. Engages in conversations
 - b. Uses social rules of language

Cognitive

11. Demonstrates positive approaches to learning
 - a. Attends and engages
 - b. Persists
 - c. Solves problems
 - d. Shows curiosity and motivation
 - e. Shows flexibility & inventiveness in thinking
12. Remembers and connects experiences
 - a. Recognizes and recalls
 - b. Makes connections
13. Uses classification skills
14. Uses symbols and images to represent something not present
 - a. Thinks symbolically
 - b. Engages in sociodramatic play

Literacy

15. Demonstrates phonological awareness
 - a. Notices and discriminates rhymes
 - b. Notices and discriminates alliteration
 - c. Notices and discriminates smaller and smaller units of sounds
16. Demonstrates knowledge of the alphabet
 - a. Identifies and names letters
 - b. Uses letter-sound knowledge
17. Demonstrates knowledge of print and its uses
 - a. Uses and appreciates books
 - b. Uses print concepts
18. Comprehends and responds to books and other texts
 - a. Interacts during read alouds and book conversations
 - b. Uses emergent reading skills
 - c. Retells stories
19. Demonstrates emergent writing skills
 - a. Writes name
 - b. Writes to convey meaning

Mathematics

20. Uses number concepts & operations
 - a. Counts
 - b. Quantifies
 - c. Connects numerals with their quantities
21. Explores & describes spatial relationships & shapes
 - a. Understands spatial relationships
 - b. Understands shapes
22. Compares and measures
23. Demonstrates knowledge of patterns

Science & Technology

24. Uses scientific inquiry skills
25. Demonstrates knowledge of the characteristics of living things
26. Demonstrates knowledge of the physical properties of objects & materials
27. Demonstrates knowledge of Earth's environment
28. Uses tools and other technology to perform tasks

Social Studies

29. Demonstrates knowledge about self
30. Shows basic understanding of people
31. Explores changes related to people
32. Demonstrates geographic knowledge

The Arts






33. Explores the visual arts
34. Explores musical concepts
35. Explores dance & movement concepts
36. Explores drama through action & language

April



Get Moving Today!

ACTIVITY CALENDAR

Sunday	Monday	Tuesday	Wednesday	Thursday	Friday	Saturday
Have fun on April Fool's Day. Act out an emotion and see if someone can guess what you are feeling.	Pretend you have a farm. Act out the different things you would see, like a horse galloping, a pig rolling in the mud, and a farmer picking apples high in a tree.	Get down on the floor and roll around – roll in a straight line, roll in a tiny ball, roll across the room.	I spy something red! Run and touch something red. I spy something yellow! Gallop and touch something yellow.	Using an empty paper towel roll and a balloon; work on volleying the balloon so it does not touch the floor.	Work those muscles by crawling, bear walking, crab walking, and slithering like a snake across the room.	Jump 13 times – hop 13 times – march 13 steps – reach up high 13 times.
Can you do a jumping jack? Give it a try.	Work on your bending, twisting, shaking, reaching, and crunching. Can you think of other ways to move while staying in one spot?	Time to march! Pretend to have your favorite instrument and march as you play. Can someone guess what instrument you are playing?	Practice your walking today – swing your arms, keep your head up, shoulders back. Do this outside!	Pretend that your home is full of mud puddles and your job is to jump over them without getting wet and dirty.	Help out in the kitchen – sweep the floor and wipe down the counters. Use great big movements to work all your muscles.	With a ball that bounces, work on bouncing and catching skills. Drop the ball and catch it after it bounces.
Get outside and run, gallop, and jump all over. Feel your heart when you are done – what is it doing?	Find lines on the sidewalk or driveway and jump over them. Remember to land softly on two feet. 	Have fun rolling around your home. Work on rolling in a straight line and a curvy line.	Try to wiggle and shake every part of your body, one by one. Then wiggle or shake your entire body.	Roll a t-shirt into a lasso and move it in circles above your head, in front and behind and to the side. Do it with the other hand too.	Practice your hopping. Remember to take off and land on the same foot. Hop near and far, high and low.	Turn some music on and move to the beat. This is more fun if someone does it with you. 
Sit on a t-shirt, roll up another t-shirt and hold on to one end as someone else holds on to the other end and pulls you around the room. Your turn to pull them.	Running is a great way to make your heart healthy. Try to run for 2 minutes without stopping.	Pretend to be a seed that is planted in the ground and then grows into a big, strong tree.	Find a ball and practice kicking. How far can you make the ball go? How high can you make it go?	Find four pillows that are different sizes. Can you balance on each one without falling off? 	Ask someone to practice tossing and catching with you. Keep your eye on the ball as you move your body to the ball.	Wad up a tissue. Lie down on the floor like a snake and blow the tissue across the floor.
Put a paper plate on your head and walk across the room without it falling off. Can you bend down and get back up without it falling off?	Transport me! Put one small item on a paper plate and carry the plate on your palm to the other side of the room. Can you carry two items? How about three?	Go on a walk through your home. How many steps does it take to get from one space to another?	Time to stretch and reach. Turn your body into different shapes and hold each shape, as you squeeze your muscles. 	Using kitchen tongs, practice picking up wash cloths and carrying them to the other side of the room, run back and do it again	Time to get outside and move. Ask someone in your family to come out with you 	What was your favorite? Go back and repeat your favorite April activity.

Funding for this project was provided by the Office of Head Start, Administration for Children and Families, U.S. Department of Health and Human Services

© SHAPE America – Society of Health and Physical Educators • www.shapeamerica.org

1900 Association Drive, Reston, VA 20191 • 703.472.3400 • Fax 703.476.9527 • info@shapeamerica.org



Movement Activity Ideas

Dear Families,

In the classroom, teachers are using “I Am Moving, I Am Learning” physical movement activities in order to encourage children to have healthy habits throughout their lifetimes. Physical movement activities are a planned part of the daily curriculum and promote muscle development, strength and coordination.

We are providing physical activity ideas for you and your child to do together at home. These activities can be done daily, throughout the week, on the weekend, or whenever you get a chance (this is completely optional). We count the time you spend doing these activities with your child as in-kind. The activities are listed on the back of this page. Please return this form at the end of the month with the time spent doing activities recorded. Please call us if you have any questions!

We have added the objectives and dimensions each educational activity meets based on the Creative Curriculum GOLD assessment. The Creative Curriculum is the curriculum used when planning your child’s day at school. The objectives and dimensions are listed to give you an idea of what school readiness skills you will be teaching while playing with your child. The skills we continually work on in our play at school are all related to the Creative Curriculum GOLD objectives and dimensions.

Parent Signature: _____

*By signing I am verifying I completed the stated activities with my child for the
Amount of time indicated.

Child’s Name: _____

Date: _____

Please record the total amount of time spent doing
these activities: _____

Teacher Signature: _____

Date: _____

Distribution: Return to DMT at least monthly.

Physical

4. Demonstrates traveling skills
5. Demonstrates balancing skills
6. Demonstrates gross-motor manipulative skills
7. Demonstrates fine-motor strength and coordination
 - a. Uses fingers and hands
 - b. Uses writing and drawing tools